











Learning to read and write.

Phase 2 grapheme information sheet

Autumn 1

Grapheme and mnemonic	Picture card	Pronunciation phrase	Formation phrase
 s s	 snake	Show your teeth and and let the s hiss out ssssss ssssss	Down the snake from head to tail.
 a a	 astronaut	Open your mouth wide and make the a sound at the back of your mouth aaa	Around the astronaut's helmet and down into space.
 t t	 tiger	Open your lips; put the tip of your tongue behind your teeth and press ttt	Down the tiger and across its neck.

Grapheme: How it looks



Phoneme: How it sounds “ssssssssssss”

Grapheme + Phoneme = Grapheme Phoneme Correspondence (GPC)







Pure Sounds

- “Sssssss” not “Suh”
 - “P” not “puh”
-
- Pure sound videos

How we teach pronunciation

Phase 2 grapheme information sheet







Autumn 1

Grapheme and mnemonic	Picture card	Pronunciation phrase	Formation phrase
 s	 snake	Show your teeth and let the s hiss out ssssss ssssss	Down the snake from head to tail.
 a	 astronaut	Open your mouth wide and make the a sound at the back of your mouth aaa	Around the astronaut's helmet and down into space.
 t	 tiger	Open your lips; put the tip of your tongue behind your teeth and press ttt	Down the tiger and across its neck.

How we teach letter formation
(how to write it)

Autumn 1

Phase 2 grapheme information sheet

Grapheme and mnemonic	Picture card	Pronunciation phrase	Formation phrase
	 snake	Show your teeth and and let the s hiss out ssssss ssssss	Down the snake from head to tail.
	 astronaut	Open your mouth wide and make the a sound at the back of your mouth a a a	Around the astronaut's helmet and down into space.
	 tiger	Open your lips; put the tip of your tongue behind your teeth and press t t t	Down the tiger and across its neck.

Tricky Words

'Tricky words' are words that cannot easily be decoded ('sounded out' and read). This is because some of the sounds in the words are spelled in an unusual way. It is important for children to be able to read these words as they are among the most common words in English.

is

put